

Product Name

Q

(External driver)

Technical description

Essential and clean design for a floodlight which becomes the main protagonist of the space through a confident style. Supplied with bracket and goniometer, Q can be oriented in multiple directions, thus creating lighting directions always different, both for wall (standard bracket) and ceiling application (optional bracket). Body in die-cast aluminum alloy UNI EN 1706 (Low copper content) painted polyester powder. Supplied with a painted galvanised steel bracket and goniometer in technopolymer with anti-rotation block in die-cast aluminum and powder painted. Stainless steel screws AISI 304. Tempered glass sodium-calcium type, 5 mm thickness. 91% transparency is guaranteed. Silicone gaskets. LED light source (lumileds), colour temperature (4000 K Neutral White). High coefficient of performance chromatic CRI>80. Optic optical PC.

Supply

External driver (also in versions dimmable or DALI)
Input voltage 220 - 240V AC 50/60Hz.
Temperature -40°+45°

Installation

Wall and ceiling

Applications

Facades decoration, Commercial areas, Parking, Fair exhibitions, Advertising installations

Size (mm)

220 x 270 x 96

Colour

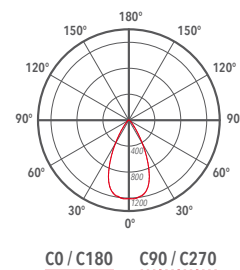
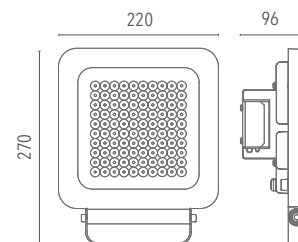

Dark grey **4**

Decay of the luminous flux

≥100.000 hr L80B20



Code	Source	Power	Lm (Output)	Lm (Tc=25°)	Temperature	CRI	Beams	Colour	Control
L000Q4060BL40055	LED	55 W	7895 lm	9240 lm	4000 K	>80	60°	Dark grey	-
L000Q4060DI40055	LED	55 W	7895 lm	9240 lm	4000 K	>80	60°	Dark grey	Dimmer
L000Q4060DA40055	LED	55 W	7895 lm	9240 lm	4000 K	>80	60°	Dark grey	DALI



Accessories



Pole connection A
Max 4 x Q
LKITA00000040001



Fast connector
IP 2 poles
LKITA00000000017



Fast connector
IP 3 poles
LKITA00000000003



Ceiling Kit
LKITA00000000060
Galvanised iron
LKITA00000000061
Inox



Cable with connector
Ca. 2 m., Con 2 poles
LKITA00000000040
Ca. 2 m., Con 3 poles
LKITA00000000041



Pole mounting
bracket
LKITA00000000002

Lanzini indicates the luminous flux of the luminaire in the catalogs with a tolerance of ± 10% respect to the indicated value. The total W indicates the total power absorbed by the LED + power supply system that does not exceed 10% of the indicated value.