

## Product Name

**R2**

(External driver)

## Technical description

This fitting is suitable for wall or ceiling application. R1 is equipped with the latest LED technology that, combined with the choice of different optics, it ensures high performance lighting in the name of energy sustainability. Body in die-cast aluminum alloy UNI EN 1706 (Low copper content) painted polyester powder. Supplied with a painted galvanised steel bracket and goniometer in technopolymer with anti-rotation block in die-cast aluminum and powder painted. Stainless steel screws AISI 304. Silicone gaskets. On request, tempered glass sodium-calcium type, 5 mm thickness, 91% transparency.

LED light source (lumileds), colour temperature (4000 K Neutral White).

High coefficient of performance chromatic CRI>80. Optic in optical PC.

## Supply

External driver (available in dimmable or DALI versions).

Voltage 220-240V AC 50/60Hz.

Temperature -40° +45°

## Installation

Wall, ceiling and suspended.

## Applications

Commercial areas, Industrial areas, Sport facilities, Assembling areas

## Size (mm)

562 x 231 x 119

## Colour

Dark grey **4**

## Decay of the luminous flux

≥100.000 hr L80B20



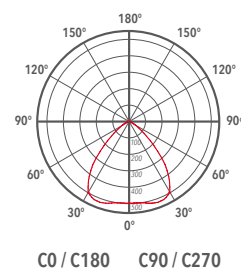
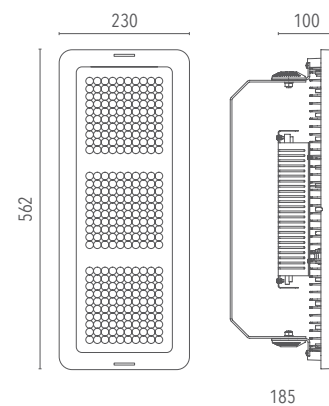
IP66

IK08



8,9 Kg

Flicker Free



Code	Source	Power	Lm (Output)	Lm (Tc=25°)	Temperature	CRI	Beams	Colour	Control
<b>L00R24090BL40300</b>	LED	300 W	39345 lm	50400 lm	4000 K	>80	90°	Dark grey	-
<b>L00R24090DI40300</b>	LED	300 W	39345 lm	50400 lm	4000 K	>80	90°	Dark grey	Dimmer
<b>L00R24090DA40300</b>	LED	300 W	39345 lm	50400 lm	4000 K	>80	90°	Dark grey	DALI

## Accessories



Suspension Kit  
LKITA00000000004



Fast connector  
IP 2 poles  
LKITA00000000017



Fast connector  
IP 3 poles  
LKITA00000000003



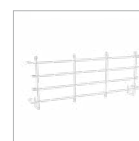
Fast connector  
IP 5 poles  
LKITA00000000103



Cable with connector  
Ca. 2 m., Con 2 poles  
LKITA00000000040  
Ca. 2 m., Con 3 poles  
LKITA00000000041



90° Bracket kit  
LKITA00000000020



Grid kit  
IK10 protection  
LKITA00000000037

Lanzini indicates the luminous flux of the luminaire in the catalogs with a tolerance of ± 10% respect to the indicated value. The total W indicates the total power absorbed by the LED + power supply system that does not exceed 10% of the indicated value.